


The Inland Koi Connection



**THE OFFICIAL
NEWSLETTER
OF IKS
ISSUE 241
MARCH
2017**

Let's Visit a New Pond!

**Sunday
March 26
Pot Luck
Meeting
2:00 - 5:00 pm**



**Our Hosts
Rob & Renee Johnson
17455 Via Frontera
Riverside 92504
951.623.7378**

The IKS Board meets monthly, generally on Wednesday evening following the Sunday regular meeting. The meeting begins at 7:00pm and is open to any interested members.

The **March 1** meeting was held at Marie Callender's, Corona; dinner at 6:30pm. We discussed:

- **A turnout of 33** at Inland Koi was good, considering it was raining again; and not the same 33 as last month! Two visitors joined on site: *Welcome!* Again lots of hot foods for lunch. Peter & Joe Cao greeted everyone and answered questions. Iva Gaglione related koi foods and environments to health and healthy growth of koi.
- **Confirmed March 26** at Rob & Renee Johnson's in Riverside, 2-5pm. Ed volunteered a larger screen for the K.O.I. presentation. Rob had tentative sites and speakers for much of 2017:
 - **April 8-9** will be Riverside Flower Show & Garden Tour.
 - **April 23** at the Hunters' in Temecula. They asked that we have a sign-up to give them a tentative count a week out; also asked us to bring lunch items that would complement sub sandwiches, which they will provide for all.
 - **Reminder** that there will be NO May 28 meeting in lieu of the Auction the following weekend.
 - **June 3**, Saturday, 8AM, IKS Koi Auction & Used Equipment Sale.
 - **August 27** at Mark Corser's in Corona, with BBQ.
 - **Sept. 24** field trip to Barstow Koi; arrangements by Tom Wright.
 - Looking for volunteer hosts for other months...call Rob Fales.
- **Rescue:** We have too many for Auction, so will select only the best for sale; discussed options for the rest. Theo suggested we place any leftovers, in the few public and private ponds we know want them, then stop for a year. Ed asked if he could sell them on Craig's List. Jack suggested offering them to other clubs' members; also noted he helped put five 30" koi at Kimberly Crest.
- **Koi Auction June 3, 2017:** Nick & Larry co-chairs. Start deciding which Norma will handle the reprint of one of her shirt designs; prefer 2002 or 2001.
- **Next Board meeting: Wed., March 29, 7pm**, at Zoetemelk's.*

Peggy Milfeld, Secretary Pro tem _('.)_

*Members wishing to attend a Board mtg. should let the host know.



BOARD OF DIRECTORS

President: **Position Open**

Vice President: **Rob Fales** ~ Mtg Sites & Speakers
951.279.0181 ~ Rob_fales@inlandkoiociety.org

Secretary: **Position Open**

Treasurer: **Nick Milfeld** ~ Membership
951.780.7395 ~ NickMilfeld@inlandkoiociety.org

Newsletter Editor: **Peggy Milfeld**
951.780.7395 ~ PeggyMilfeld@inlandkoiociety.org

Director: **Deanna Fales** ~ Raffles
951.279.0181 ~ Rob_fales@inlandkoiociety.org

Director: **Ed Kushner** ~ Koi Rescue
951.520.0092 ~ edkushner@inlandkoiociety.org

Director: **Linda Kushner** ~
951.520.0092 ~ lindakusner1@gmail.com

Director: **Larry Leverett** ~
951.781.3887 ~ LarryLeverett@inlandkoiociety.org

Director: **Jack Marrin** ~ Info, Club Properties
909.792.3603 ~ jack@marrin.com

Director: **Tom Wright** ~ Koi Health
951.990.5479 ~ TomWright@inlandkoiociety.org

Director: **Theo Zoetemelk**
951.735.9896 ~ theozoet@charter.net

IKS HELP LINE

Koi Health, K.O.I. Rep.: **Spike Cover** ~ 949.855.2371

AKCA Representative ~ **Mac McClain** 951.398.7048

Librarian: Books & Videos listed on IKS web-site
Audrey Rowland ~ 951.233.3671

Database: **Orville Hanson** ~ 951.682.3107

Web Master: **Alecia Everett** ~ ikswebmaster@yahoo.com

Badges: **Jack Marrin** ~ 909.792.3603 ~ jack@marrin.com

Sunshine: **Francine Hoffman** ~ 951.781.8209

• **When calling our volunteers, you might get a recorded message. Please suggest a time when you're home to receive a return call, or when you would like to call back.**

• **Remember that phone advice is given based on your input; the ultimate responsibility for treatment remains with you.**

New ponds, as in recently finished or never visited before, are always a treat for our embers. We get to see someone else's dreams realized and their labors rewarded; we can judge with a critical eye, or just enjoy seeing the myriad variations on the same theme on which we wrote in our day: the creation of an artificially natural environment so our beloved koi can thrive. So we head to **Rob & Renee Johnson's** home in rural Riverside.

Even with the best of designs, plans and equipment, construction can present problems...*challenges*. Renee designed this 20,000-gallon pond (total system volume), and with Rob in the construction business, they had all the equipment they might need at hand. For help with the filtration, they turned to Pat's Koi, then started the dig. Although their home sits above most neighbors, they're not the top-of-the-hill: the front yard had a steep slope up to a higher property. Taking advantage of that slope, Renee put the pond in front to make a waterfall easier to build.

Why did no one warn any of us that Riverside is built on clay and granite? The backhoe struck rock on the first attack, so carving out the area for a retaining wall, stair-stepping 32' feet (top to bottom) into six levels for the falls, and excavating a 42' long by 12-22' wide hole to 3½-5' depths took a while, and resulted in a small mountain of DG (*decomposed granite*). You can walk beside the house along the pond's edge to the filters and a sheltered patio, and there you'll find an lined oval Q-tank teeming with fry from a spawn last July 7; they're still small, most under 3", and many will go to the Auction.

PVC was used throughout, 2½" to the pump and 2" beyond. Intake is from the deepest point, at the end nearest the front door and 40' from the 3/4hp pump. From there, water goes to an *AquaUltraViolet* Ultima II 20,000 bio-mechanical filter (rated for up to a 20,000-gallon pond), through parallel UV lights totaling 64 watts, and into a bio-pit to be filtered through gravel, then returns to a pool at the top of the waterfall. The bio-pit, 8' x 5' x 4' deep, is located to the left behind the wall around the equipment. A



blower in the system feeds two airlines under the gravel there; it's also used when cleaning the filter. The filter handles 5500-6000gph

Only 2½ years old, the pond is home to about 40 koi, collected from eBay, our 2015 Auction, and Inland Koi. The water is warming up nicely, especially in our recent heat wave (it's in full sun most of the day), and they have just started feeding again — always near the waterfall. They use Hikari wheat germ in the Fall and Spring, but in Summer they feed 4-5 times a day with Hikari's Hi-Growth (43% protein). Rob tests once or twice a week for all water parameters, especially chlorine, nitrates and nitrites; the pH is about 7.3 at present. The pond is also nicely lit by six underwater lamps; an auto-timer and photocells turn them on for 4 hours a day.

New, but not without its problems. • Rob was told to put fish into the pond as they began to fill it, so he dumped 75 two to three-inch koi in; within 12 hours they were all dead. • During Winter 2015-16, a parasite killed about 4 fish; Rob had salted the pond for Winter, using six 40# bags to take it to 2.0, but then he couldn't get the salt level low enough to be able to treat come Spring. • The recent torrential rains made them overly aware of the



neighbor's roof; gutterless, eaves extend over the block wall and runoff poured into the Johnsons' yard right behind the waterfall, cutting deeply into and washing away enough of the soil to expose the footings of the wall.

Do come with your thinking caps on. I am told that we'll discuss construction challenges and that Rob and Renee would like input from the club on what they should do next to complete the overall landscaping. Do remember your chairs, something for the buffet, and your renewal form for this year. We're going to set up outside the garage so the blinding afternoon sun will be blocked by the house. There should be ample parking in the driveways, although some may need to park on the road. Note the instructions below that this home is on a dirt road that's not well marked nor GPS-friendly. While there, look around for our new members and help them feel welcome and included. ☺

See you soon! ~Peggy

DRIVING & PARKING INSTRUCTIONS:

Via Frontera is a dirt road, west off of Mockingbird Canyon Rd. **17455** is at the end of it and on the right, with two driveways.

Many cars can park in the first driveway; save the second drive for our 'handicapped' only. Please do not block gates or driveways if you have to park on the road.

DO NOT RELY ON YOUR GPS and **DO NOT USE WASHINGTON** or any streets off it to reach Via Frontera: new home construction has most of the through streets closed and fenced off.

From points south, exit on Cajalco to El Sobrante; stay to the right at 'Y' where it joins Mockingbird Canyon Rd. It is **3 miles** from Cajalco to Via Frontera, then turn left; it is not the most visible of streets [second left after Markham, or next left after Mariposa].

Coming east or west on the 91, exit on Van Buren south. At bottom of the hill, Mockingbird Canyon Rd. (a signal) T's off to the right. It's about **2 miles** to Via Frontera, the second right after Rancho Sonado Rd. (note photo of the street sign)






Clear your calendar!
We'll need your help on
Saturday, 3 June 2017
The Auction is the biggest, most
profitable project of IKS, and we
do it every other year.

Co-Chairs: Nick Milfeld & Larry Leverett

■ Volunteer sign-ups began last month. We have 21 workers so far, but need about 40. If you didn't sign up, want to work, but won't be at the next meeting, please let Nick or Larry know and give them a shirt size. There's a free club T-shirt for everyone who works the Auction. This year we'll do a reprint of Norma Marrin's top selling 2003 design, on red, in Men's and Ladies styles.



Koi Auction & Used Equipment Sale

■ There is also a Pre-Registration for members who wish to sell fish at the Auction. To control the total number of "lots" or bags offered, we suggest a limit of **six (6) bags per member family**. Remember that smaller koi can be combined in one bag (max of 5 per bag), while larger fish need to be bagged separately. The club will provide bags (M & L) & rubber bands as needed before the Auction. When checked in, koi will be inspected for body conformation, injuries, and disease, and may be rejected.

Now is a good time to inventory your koi, while they are still a bit lethargic, to decide which you might sell. As the date draws nearer, you may want to put them in quarantine to make it easier to bag them for transport. It will also be easier to quit feeding them for a few days before Auction if they are in isolation.

■ Auction is also an opportunity to sell any used equipment you have taking up space in your garage.

■ Koi or Equipment may be donated to IKS for sale, or you can take an agreed split on the sale: **Koi Sellers** agree to a 50/50 split with the club up to \$300; the maximum IKS can take is \$150 per "lot." **Equipment Sellers** agree to a 75/25 split (seller/club) of selling prices. Sellers' portions are paid by check, mailed to registered address. There will be no private sales in the parking lot.

■ Auction meetings will be at Nick's home at 7pm (dessert) on March 15, April 12, and May 24; review at June 28 Board mtg.



WELCOME TO OUR NEWEST MEMBERS!

We look forward to getting to know you and hope you'll find a fun and rewarding association with us. We offer you the advantage of years of experience (mistakes and all), and there are enough new-to-the-hobby members that no one should feel foolish asking questions. Ask away ~ there's something to learn from everyone!



Referred by Tom Wright, Joe & Peter Cao:
02/26: Alex Franco
 1151 Windsor Lane ~ 714.782.4122
 Tustin 92780
 AJHorticultureOC@gmail.com



Referred by Tom Wright, Joe & Peter Cao:
02/26: Mitch & Connie Lentz
 26762 Cadiz Circle ~ 949.306.7674 (Mitch)
 Mission Viejo 92691 ~ 714.400.8597 (Connie)
 lentzc@icloud.com ~ mjlfloor@gmail.com



Referred by Rob Fales:
03/10: Pat Brotman ~ Victory Tischler-Blue
 2920 E. Via Vaquero Rd. ~ 760.902.3789 (cell)
 Palm Springs 92262
 Pb@cvdermatology.com

Write these folks into your Directory and seek them out at meetings. Make them welcome! More than members, make them friends!

I'm still hoping for some 'selfies' from members we don't see very often...send pics to milfeld@msn.com Couples, please keep your heads close and fairly level with each other. Thanks in advance!

The IKS membership list will be culled March 31. This will be the last issue of the newsletter sent to members whose dues have not been paid for 2017.

Renewals Received to Date:

Blais, Armand & Eve
 Broomfield, Ed & Louise
 Brown, Ed & Trina
 Chandler, Don & Brenda
 Cover, Spike & Ginger
 Fales, Rob & Deanna
 Fowler, Cynthia
 Halterman, Perry & Janice
 Hamilton, Duane & Carole
 Hanson, Orville
 Haumann, Bill & Trish
 Henry, Bob & Bonnie
 Henry, Richard & DeeDee
 Hoffman, Francine
 Huizar, Eric & Andy Harriman
 Hunter, Phil & Rachel
 Hurley, Steve & Patricia
 Kushner, Ed & Linda
 Leever, Carl & Mary
 Lei, William & Donise
 Leverett, Larry & Debby
 Liette, Mary Ann
 MacLaren, Ed & Lynn

Mall, Jerry & Pat
 Marchant, Shirley
 Marrin, Jack & Norma
 MacClain, Mac & Jill
 McGarvey, Randy & Pauline
 McNutt, Roy
 Milfeld, Nick & Peggy
 Parsons, David & Hilda
 Poyle, Jim & Tess
 Rein, Lloyd & Joy
 Richardson, Wayne
 Ross, Tom & Zuma
 Sharpe, Pat
 Simmons, Bob & Vickie
 Taggart, John & Kathy
 Thomas, Scott & Liane
 Thompson, Denny & Carole
 Walters, Bob & Martha
 Wolf, Larry & Dorothy
 Wright, Tom & Tee
 Zehm, Scott & Phyllis
 Zoetemelk, Theo & Jeanne

Is your name listed?!

Just another rainy day in LA! It didn't stop us from getting together. **Joe & Peter Cao** of **Inland Koi** were so gracious to invite us to use their teak showroom again for a lunch meeting and to wander freely among the koi tanks, as long as we didn't drool too heavily into them! Did you see the ginormous *Showa* and the ghost-like *Chagoi Utsuri* in the big pond?! [*I was going to make an offer, but they were already sold! Good thing!*]

Outside may be wet, but it doesn't damper our spirits! We even had three guests come out and place membership with us. **Alex Franco** has been nagged by **Tom Wright** and **Joe and Peter**, so he came to a meeting close to his home in Tustin. He has four ponds, ranging from 1000 to 7000 gallons, and a wife who doesn't like koi. (Alex, a landscaper, said he noted the *Milfeld* name in our newsletter; *couldn't be*, he thought, for he always specifies only *Milfeld* azaleas for his jobs. It was fun meeting him in a different context.) **Mitch & Connie Lentz** are long-time koi people from Mission Viejo; they show their koi every opportunity, going to the San Diego, Gardena, Fresno and NorCal shows. Nice of them to join us in February, so we could claim them as prize-winning members in March! And it was good to see both **Armand & Eve Blais** and **Lloyd & Joy Rein** after long absences.

Each meeting includes a pond talk by the owner, so **Joe and Peter** answered questions about the business. Can't believe it's only 2½ years since they moved from Riverside, but here they are! Business keeps improving, but it would be tough at either location. Yes, they still have koi in the swimming pool at the house, but only smaller ones and no "prizes."

& lunch again had our cooks going for their crockpots, plus salads, pizza and chicken, and lots of desserts! **Mary Leever** always brings a cake to honor birthdays and anniversaries in the month, but this time special recognition went to **Theo & Jeanne Zoetemelk**, celebrating their 52nd anniversary at the meeting surrounded by good friends and warm wishes. **Debby** managed to get everyone to sign a card for them without them knowing.

Pushing on to the business of the day, Rob had **Nick** talk of the coming June 3 Auction (*see pg. 4*). needing nearly 40 people to make it all run smoothly, he passed around a sign-up sheet for volunteers and encouraged members to start looking at what fish they may want to sell, emphasizing that this is our biggest public event and covers expenses for a couple of years.

Exploring the *Nutritional Needs of our Koi* was the theme of the presentation by **Eva Gaglione** of **Ultra Balance**, one side of **Star Milling Co.**'s family-owned manufacturer of private label pet foods and other animal feeds in Perris. They make custom formulations in pelleted, extruded and textured forms, with species-specific nutritionists guiding the process. They don't follow the fads in koi feeding, but focus on formula changes according to good science and new research, with the goal of longevity and overall health for the fish. They ship to all states and to Japan, Mexico, Guam & Saipan. (*more, pg 6*)

This being the corner around which Spring is coming — *fickle as we are, we're hoping for warmer, drier weather soon!* — **Larry** and **Nick** shared a back & forth about prepping the pond for the transition. Most of us have not been feeding our



koi for the last few months, but water temps are warming and the koi will be getting hungry soon. Water warms faster than the fish do and their metabolism and immune systems have been way down; keep an eye on them for disease flare-ups — *Aeromonas* season is coming. Last month's lessons on koi behavior will help you know when things are off. Don't judge by the first warm weekend, but when the water temp levels out above mid-50s, start slowly feeding. We've been giving about a cup of food every other day until last weekend, now twice daily, as our water is at 56°F; some folks start with the same regimen using Cheerios to tempt the koi into eating again.

Even feeding small amount will start generating fish wastes which will, in turn, gradually recharge your biological filter. A common practice is to do a 10% water change after a rain (*How many of us did that this season?!*), and Larry noted that the best water you can get right now is your tap water: the city has to know the exact water quality parameters. A broad spectrum treatment, **ProForm-C** or **MicrobeLift**, is good preventive medicine for the control of a range of diseases including *ich*, *Costia*, *Trichondina*, *Chilodonella*, *Oodinium* and fungal infections. These are a malachite green & formalin formula that

is the safest and least toxic to koi. Dose daily for three days with a partial water change. You don't need to bypass your bio-filters, which allows a more comprehensive treatment of the entire pond system, and they can be used in water temps as low as 50°F, making them great in Spring and Fall. Be forewarned: they will turn your pond bright blue, and they should not be used with salt. A gallon of either will treat a 12,800-gallon system three times (or 38,400 gallons); for Nick, that's his pond and enough left over for the QT system.

There's a "temperature dynamic" regarding the feeding of fish. Fish are cold blooded, meaning they are 'water temperature' if you touch them. They don't generate heat, and their metabolism is directly affected by water temperature. So when they are cold, they have a very slow metabolism. When they are hot, their metabolism is racing. For every ten degrees increase in temperature, the metabolism of a cold-blooded organism doubles.



Raffle prizes piled up around **Linda Kushner** as Rob drew tickets for the raffle; it was her lucky day! Lots of prizes for all. Final announcements and thanks again to Joe & Peter before we packed it up and headed home again. Ahhh... Hope to see you all again in March!

~ Peggy Milfeld, Editor

Three formulas for koi were discussed, *Maintenance*, *Growth*, and a *Premium* formula. The **Growth Formula** is for the first 2-2½ years, while koi are growing the most. It was emphasized, however, that whether brand name or generic, the food won't matter if the home environment is wrong. Water parameters and space will change fishes' growth patterns; overcrowding hinders their growth, and genetics play a major factor, too.

The key for growth is to treat your koi as the babies they are, feeding small amounts several times a day so they can assimilate, metabolize and utilize the nutrients. Note that growth foods are for use when the water temp is 64°F and above. "Diaper changes" need to be made, too — that's the attention you pay to water quality!

A **Maintenance Formula** is for the over 2½-year-olds for year-round feeding, although it was originally designed for Fall and Winter use. Koi don't need the growth diet after the first couple of years of rapid growth, and its excesses are excreted out as waste anyway, so it's wiser to change their diet.

The formulas include spirulina, shrimp meal and marigold extract; biotics are added for gut health, plus fine minerals; and yucca extract to help reduce ammonia excretions, thereby helping reduce algae growth (not a *cure*, but a *help* in minimizing algae issues). A huge 99% of the nutrients are available to the fish's cell growth.

Q: How do you feed in a mixed pond, with several large mature koi, if you want to add new younger fish?

A: If not feasible to separate them, use the growth food, even though the big fish will out-compete the smaller. Some people mix sizes and a variety of foods; the big fish will eat it all. Older fish will flush lots of the nutritional value of the excess food they consume, mostly through the gills or as ammonia, not as poop. This will cause problems if you don't watch your water quality, and it can cause fatty livers and fatty hearts. Some push for growth with a modified trout diet, up to 40-50% protein; a proper diet for age will be a maximum of 30%, and the koi so fed will probably outlive the one forced to maximize its growth potential too early.

Q: Can you put some in QT and feed them separately?

A: Absolutely. At this point Carl Leever offered that after a spawn he would use chicken wire to partition off an area in his pond: only small koi could pass through the wire to the area where he used only the small growth food. He would scatter other food over the pond for the larger fish, training them away from the small-food area.

For safe rapid growth, Iva noted that from spawn to 3-3½", koi need a 50% protein diet (12% fat); 3½" to 4-5", they need 45% protein with 12% fat; to 6", a 40/10 formula, then balance out with 37-38% protein.

Q: At what size do you move smaller fish to the large pond?

A: At 8-12" they're ready to compete for food. The number of koi in the smaller pond requires more attention to water quality. Breeders move their koi gradually from 500-gallon to 5,000-gallon to 50,000-gallon ponds, carefully monitoring fish size and water quality.

Iva makes herself available for any questions, concerns, or comments on the Ultra Balance foods: Iva@starmilling.com

With a couple of months notice, Star Milling will give 15-20 minute hard-hat tours, done selectively Monday-Friday, in small groups of three or four. Weekends are reserved for maintenance. ☞



San Diego Koi Show ~ 4-5 March

Several of us attended the recent San Diego Show, taking with us a crystal award to be presented to a fish we felt had promise as a future winner. We prefer to award a first-time participant, but we can't know whose koi are in which tank, so that's hard to do and we failed again. The three-step *Kohaku*, we chose is owned by **Scott Yee**, KCSD President, and it also won 1st Place, Size 2.

Ton Wright worked the show from set-up to close, and was netting and tubbing koi during judging. We sent him to the end-of-day banquet to present the award. **Spike Cover** was there, representing K.O.I. ~ *Koi Organisation International*. **Eric Triplett's** booth showed off his new clothing line, *Pondaholic Apparel*.




Others IKS participants were:

• **Cathy & Mariano Palpallatoc** who filled three tanks with 15 koi from size 1 to 7; they took 10 1st, 2nd, and 3rd Place awards, and atwo Best in Class awards. They also received the ZNA SoCal Friendship Award and the Peoples Choice Award for the same Gin Rin B size 3.

• **Mitch & Connie Lentz**, who joined at our February meeting, also had three tanks, showing 11 koi from size 1 to 8; they took nine 1st and 2nd Place awards, a Best in Size 5 award, plus the AKCA Award. ☞

Two Koi Need New Home

We have been contacted by **Jasmine Hobson** about the two koi pictured here. They've been on hold in a 55-gallon tank for a year, waiting for the pond that now cannot be built for at least another six months.



Purchased from **Mystic Koi** for \$12 each, they were 3" then and are now 8". Jasmine is concerned about their growing size in the small tank.

Anyone living near **Upland** interested? Please, contact Jasmine and make her an offer. Thanks!

hobson.jasmine@yahoo.com

Koi Horoscope: Moving on....

This month we'll move to the next year, 2019, *Year of Yamabuki Ogon*, a parallel to the Year of the Boar.

The Boar is seen as honorable, philanthropic, optimistic, determined, sincere, sociable.

Certainly we know that koi are sociable creatures, always honored, and just watching them a while can turn your own mood optimistic. And they must be determined to persevere, as designed, through the coldest of winters in harsh conditions we can only imagine, and bounce back hungry again!



Yamabuki Ogon	1947	1959	1971	1983	1995	2007	2019	2031
---------------	------	------	------	------	------	------	------	------

Year of the Yamabuki (and other) Ogon

Ogon Koi are the single colored, metallic variety of Koi that is held in the utmost regard by enthusiasts the world over. These mono-toned, yet utterly striking fish belong to the class called "*Hikari Muji Mono*." *Hikari* is Japanese for "metallic", *Muji* means "single colored", and *Mono* means "ones" (in other words, the "Metallic single colored ones"). While an amateur koi enthusiast may pose the question, "What's so special about a koi that has only one color?", an Ogon really needs to be seen to be completely appreciated.

At the recent San Diego Koi Show, there was an enormous size 7 *Hikari Muji* that stopped everyone in their tracks as they viewed the tanks. Floating sunshine. Better than pure gold.



The precursor to the Ogon appeared in 1921. This was a *Magoi* (dark colored wild carp) with a gold-striped back that was bred and cross-bred until the first successful Ogon appeared in 1946. Since then, they have been bred with *Gin Rin* (sparkly) scaled koi to yield the modern day, truly single-colored metallic-skinned, sparkly-scaled Ogon Koi.

While traditional *Ogon* were once usually only gold, there are now several variations in color.

Gold & Yellow - Early *Ogon* were gold in color, but had a tendency to become blackish with increased water temperature. This trait was ultimately bred out by successfully cross-breeding with *Kigoi* or lemon yellow koi.

Platinum - *Platinum Ogon* are snow white koi, with a body lustre similar to that of the precious metal. In 1963, *Platinum Ogon* first appeared as a product of cross-breeding *Kigoi* (yellow koi) with *Nezu Ogon*, the silver-grey *Ogon* that we continue to enjoy today. Similarly, there was a successful cross-breeding between the *Platinum* or *Purachina* as it was then known, with the *Yamabuki Ogon* to produce the highly prized but extremely rare *Cream Ogon*.

Orenji or Orange - *Orenji Ogon*, or deep metallic orange *Ogon*, is the result of successful cross-breeding of the *Higoi* (red koi) with the original yellow metallic koi varieties, and later with *Yamabuki*.

Matsuba Ogon - While *Matsuba*, with their characteristic pinecone patterned scalation are normally grouped into the class *Kawarimono*, their metallic equivalents belong to the class *Hikarimono*. The most commonly available *Matsuba Ogon* are *Kin Matsuba* (metallic gold) and the *Gin Matsuba* (metallic silver). The dark scale centers should be clearly defined and the scales

themselves should be uniformly distributed over the top of the body and down below the lateral line.

Silver or Grey - *Nezu Ogon* is often warmly nicknamed *Helmet Head* due to a characteristic dark area on the center of its head. There are other *Ogon* varieties, including the *Kuro Ogon*, a metallic black koi and the *Mukashi Ogon*, a metallic bronze.

Ogon have a tendency to grow large, are lively and intelligent, and are easily tamed. Being easily visible, even in fairly cloudy ponds, owing to their brilliant metallic luster, *Ogon* koi are understandably popular with newbie koi lovers. Since *Ogon* are single-colored, there is an emphasis on other features to help determine quality.

A quality Ogon must exhibit conformation of body shape, a high quality of metallic sheen, an even coloration and scale alignment, and a clear, broad, lustrous head. It is also essential to have fins of the same color depth with a consistency of color across the fins.

When it comes to buying an Ogon, a beginner needs to be aware, not only of the quality characteristics, but also of the most common faults. *Ogon* can have a tendency to grow fat, dumpy bodies along with fin deformities. Discoloration and bad shaping of the head and fins are other faults to look out for. Pectoral fin deformities can be reasonably common with fins being too small, shabby or totally absent. The characteristic metallic finish must also extend into the fin areas, particularly the pectoral fins.

Missing or damaged scales will also detract from the *Ogon's* quality, as will any scars or tissue damage. Most of these faults are a result of poor breeding or poor environmental conditions. Make certain you know what to look for when buying your koi and don't be persuaded to buy until you are completely satisfied with the quality of your koi.



Yamabuki – (Platinum) – Matsuba – Kin Matsuba

COMPUTER REPAIR & SERVICE

\$45
Per Hour
for Repairs

Special Service
Pkg. Available
(Commercial
& Residential)



L and E
Integrated Solutions

Linda Kushner
951-333-4147
lindakushner1@gmail.com

- Remove viruses & Malware
- Install security protection
- Maintain & manage computer via remote access
- Train you in Windows applications
- Backup and data recovery
- Will be your IT consultant
- Troubleshoot any hardware
- Cell phone apps installation & training
- Expert staff with over 30 years experience

\$5⁰⁰ OFF
Repairs

1st time customers
Valid w/coupon only • Not valid w/other offers

HARRISON'S KOI FARM

POND KOI • SHOW QUALITY KOI
2000 KOI on display from 3" to 30"

Specializing in hard to find varieties

- KOI FOOD
- SUPPLIES
- EQUIPMENT
- CONSULTATION



Terry & Koren Harrison
5580 / 5582 Rio Road
Riverside, CA 92509
(951) 369-9998

INLAND KOI

Quality Japanese Koi
& Pond Supply



Importers of high quality
Japanese koi.
Complete line of koi &
pond supplies.

**There are beautiful koi in
our latest shipment!**

Check our New Arrivals page.

If you see a fish that you like,
please call or email us and
we'll reserve it for you.

18122 Mt. Washington St.
Fountain Valley CA 92708

Winter Hours:
Daily 10:30am-5:00pm



Phone: (714) 438-0087
Website: www.inlandkoi.com
Email: inlandkoi@inlandkoi.com

THE BEST QUALITY
Japanese Koi
AT A REASONABLE PRICE!



HAI FENG

PROFESSIONAL QUALITY KOI FOOD

- . DOES NOT CLOUD WATER
- . EASY DIGESTION
- . IMMUNE SUBSTANCE ADDED
- . COLOR ENHANCING



**ISO 9001:2000 REGISTERED (UKAS,ANAB)
YOUR QUALITY ASSURANCE**

Aqua Delite®

**FREEZE DRIED SHRIMPS &
FREEZE DRIED SILKWORM PUPAE**



- . HIGH IN PROTEIN AND NATURAL NUTRIENTS
- . GOOD SUBSTITUTE FOR LIVE AND FROZEN FOOD
- . FOR FRESH OR SALT WATER FISH



- . HIGH IN PROTEIN FOR RAPID GROWTH
- . BETTER SLIME PROTECTION
- . HELPS TO RESIST BACTERIA AND PARASITES



**DISTRIBUTED BY:
UP RIGHT TRADING CORP.**
TEL: 626-579-0578
TOLL FREE: 877-424-3364
E-MAIL: sales@uprighttrading.com

© 2012 Up Right Trading Corp. All Right Reserved.



IKS provides a demonstration pond in the hall outside the Flower Show. Come help with the set-up on Friday, April 7, at 4pm, or help tear it down on Sunday at 4pm.

And don't miss the Garden Tour! It's always a fun day, nosing around other people's yards gathering ideas and inspirations for our own! And our own **Francine Hoffman** will have her home featured on the Tour this year. People love to see ponds — she has two — and you know how nice it is to spend an hour relaxing somewhere — *anywhere* — in Francine's gardens! Let's support the show and then see what Francine has been up to lately in her yard. ☺



SAVE THE DATE

70th Annual Riverside Community



FLOWER SHOW & GARDEN TOURS

"Grow 'Em & Show 'Em"

Saturday, April 8, 2017

Gardens 10 am - 4 pm • Show 1 - 6 pm

(Maps & Tickets available at Elks Lodge at 9 am Sat.

Flower Show opens at 1 pm)

Sunday, April 9, 2017

Gardens and Show 10 am - 4 pm

Flower Show at the Elks Lodge

6166 Brockton Ave. Riverside

plus 6 Private Gardens

\$10 Presale or \$12 donation at the door

Children under 16 FREE with paying adult

Presale locations listed on the website

**It's Free
to visit our
Garden Fair!**

- ✿ Jewelry
- ✿ Handcrafts
- ✿ Plants
- ✿ Garden Art
- ✿ Food

PayPal



FOR MORE INFO GO TO:

RiversideFlowerShow.info or call 951-850-8277

Old Eyeglasses Lying Around?
Are there prescription or generic reading glasses that don't work for you anymore stashed somewhere in your house?

A friend of ours, who founded an orphanage and a Bible college in the Philippines, is asking for your glasses for his kids and students. **Bring them to me at this month's meeting and I'll pass them on.**

Thank you in advance! ~Peggy



ZNA SoCal Chapter
43rd Annual Koi Show

Gardena Civic Center

March 18 & 19, 2017

Open To The Public
No Admission Fee

Beautiful Fish • Entertainment
 Koi & Pond Products • Auction

Saturday 10am - 5pm
 Entertainment • Koi Judging
 Awards Banquet

Sunday 10am - 3pm
 Judges' Commentaries
 Koi Auction 12:30 pm

Free How To Select Koi Seminar
 Sunday, 10:30 - 11:30

For More Information:
 Alan Stein alands@earthlink.net
 Chai Taevanitcharoen tatekoi@aol.com
 or go to: znasocal.org






The 2017 Zna Nor-Cal National Koi Show

Change of Venue!
 Wyndham Garden Hotel
 San Jose - Silicon Valley

Date: April 1-2, 2017
 Sat, April 1, 9AM - 6PM
 Sun, April 2, 9AM - 3PM


Platinum Sponsor: Hikari USA Koi Food

Hikari Free to the Public, Koi Competition,
 Education, Auction, Raffles, Artists,
 Dealers, Contractors, and Bonsai

Show Chair: Dr. David Tran, 408-234-8564, ulyse96@hotmail.com
 Co-Chair: Mr. Donald Dang, 408-680-1861, dd.znanc@yahoo.com
 Vendor Coordinator: Mr. Don Chamberlain
 408-594-4161, don@greatwaveeng.com
 PR: Mr. Vu Tran, 650-293-7690, vutran_98@yahoo.com

www.ZnaNorcal.info




MARCH	15	IKS Auction Planning Meeting ~ 7pm, dessert / Nick Milfeld's, 1644 Northhampton Dr., Riverside 92506 ~ 951.780.7395
	18-19	ZNA SoCal Koi Show ~ Gardena Civic Center / Sat. 10am-5pm Koi judging, entertainment, banquet / Sun. 10am-3pm; Auction 12:30pm
	18-19	SD Cake Show ~ Exhibit Hall, Del Mar Show Grounds / classes, vendors, cakes & sugar art for all; TV's baking stars; <i>Comic Cake</i> theme; \$12/day, pre-ale \$10/day or \$18/weekend ~ sandie-gocakeshow.com
	26	IKS POTLUCK MEETING ~ 2-5pm / Hosted by Bob & Renee Johnson, 17455 Via Frontera, Rvsd 92504. Remember chairs...
	29	IKS BUSINESS Meeting ~ 7pm / <i>Members welcome!</i> ~ Hosted by Zoetemelks, 1407 Second St., Norco 92860 ~ 951.735.9896
APRIL	1	Riverside Airshow / Car Show ~ Riverside Airport / 951.826.5311 / www.riversideairshow.com UCR Spring Plant Sale ~ 4/1, 11-4; 4/2, 9-3 / gardens.ucr.edu
	1-2	ZNA Nor-Cal Koi Show ~ Change of Venue! Wyndham Garden San Jose-Silicon Valley Hotel, San Jose / Saturday 9am-6pm / Sunday 9am-3pm / Free. ~ www.ZnaNorcal.info
	8-9	Riverside Community Flower Show ~ Elks Lodge / <i>see pg 10</i>
	9	KCSD Invitational Meeting ~ 11 am at Japanese Friendship Garden, Balboa Park / lunch at noon, 'History of Garden', drawing, walking tour of canyon gardens / RSVP to attend required by April 1 Linda Pluth lpluth@cox.net / 619.200.4146
	12	IKS Auction Planning Meeting ~ 7pm, dessert / hosted by Nick Milfeld, 1644 Northhampton Dr., Riverside 92506 ~ 951.780.7395
	23	IKS POTLUCK MEETING ~ 2-5pm / Hosted by Phil & Rachel Hunter, 46201 Via Vaquero, Temecula 92590 ~ 951.587.0476 Sign-up at the March meeting; sub sandwiches provided—bring foods to complement, including desserts. Voting for Koi & Koi Person ⁰¹ /the Year. Get your Photos ready!
	26	IKS BUSINESS Meeting ~ 7pm / <i>Members welcome!</i> ~ Host TBA
MAY	12	IKS Scholarship applications due. Request Application from Peggy Milfeld. Return to IKS Scholarship, 5198 Arlington Ave., #146, Riverside CA 92504.
	14	HAPPY MOTHER'S DAY 
	21	Primavera in the Garden ~ Sunday 2-5 pm rain or shine at UCR Botanic Gardens / Food & Wine Tasting Fundraiser / \$75pp (\$35 tax deductible donation) / garden.ucr.edu/events/primavera .
	24	IKS Auction Planning Meeting ~ 7pm, dessert / Nick Milfeld's, 1644 Northhampton Dr., Riverside 92506 ~ 951.780.7395
	28	NO IKS Potluck Meeting because of Koi Auction & Used Equipment Sale next week, June 3.

IKS again offers a \$500 Scholarship to children of current club members. HS seniors accepted for the coming college year, or college students continuing or returning to their studies in the Fall, are invited to apply for these funds. The application will require a written statement from the student and two letters of recommendation.

Request a copy of the application from Peggy Milfeld; submit it by the **deadline of Friday, May 12.**



**Attention!
 Parents & Students
 Scholarship Funds
 Now Available**



INLAND KOI SOCIETY
5198 ARLINGTON AVE., #146
RIVERSIDE, CA 92504

Return Service Requested

***This is your last issue of the
newsletter if you have not
renewed for 2017.***



Visit our website: www.inlandkoi.org